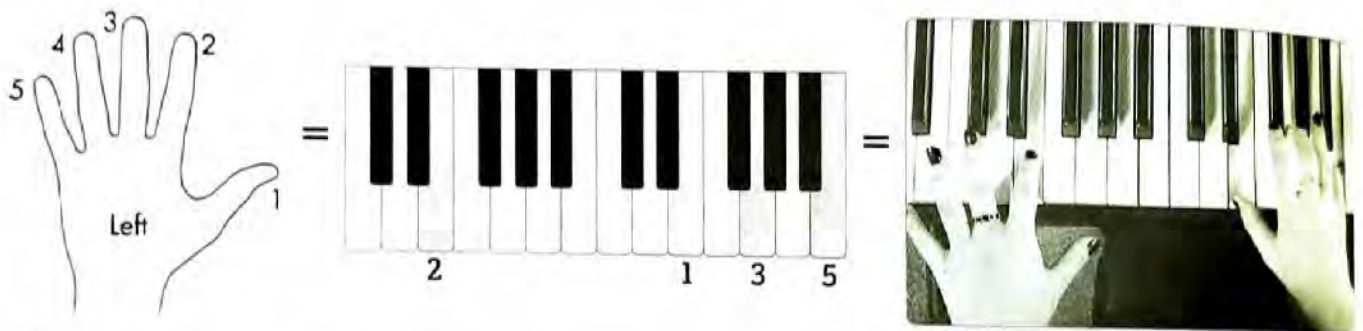
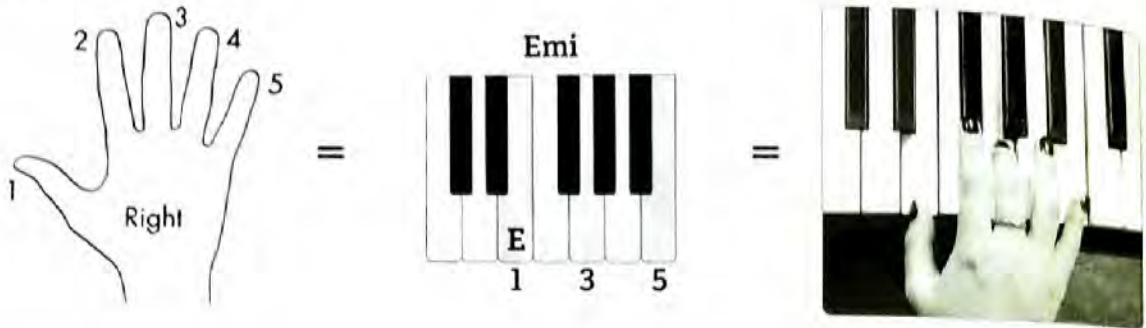


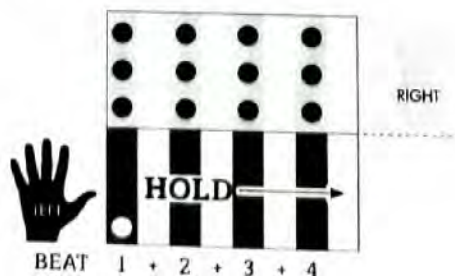
Iconic Notation

Here are a few graphics that will show up throughout each section. The first is a chord diagram showing the white and black keys. The keys that are shaded in are the keys that should be played to perform the labeled chord. You can press down at the same time to play a full chord or play them in different combinations to create various **comping** patterns (improvised rhythmic accompaniment to a melody), which we will discuss later in the book. This first graphic is the E minor (Emi) chord. The numbers below each shaded key refer to your finger numbers:




Rhythms in **iconic notation** are read left to right. All of the music used in this book is counted in groups of four. Count these numbers steadily ("1 + 2 + 3 + 4 +"). The "+" sign stands for the word "and." The black dots represent the three notes of the chord. The white dot represents a single bass note.

In the case of the Emi chord, for example, your right hand would play all three notes on every beat while your left hand only plays the note E on beat 1.



This iconic notation will aid you in your **comping**. **Comping** means using your musical knowledge to make up rhythms over a chord progression that fits a song's style. Throughout this book, we will give examples of these rhythms to increase your comping vocabulary.

This book is designed for you to learn alongside other Modern Band musicians so you can jam with your friends and classmates, but it can also be used as a stand-alone book to learn to play the keyboard. Though some of the skills that you will be working on during each section will be different from those of the other instruments, all of the Full Band Songs  are designed to be played by a whole band together. Now it's time to start playing some music!



IN THE STYLE OF...

"SEE YOU AGAIN" (Easy Version)

by Wiz Khalifa ft. Charlie Puth



KEY: G

TEMPO: 80 BPM

Chords

G	A ^{mi}	B ^{mi}	C	D	E ^{mi}
I	ii	iii	IV	V	vi

SONG FORM: **Intro, Chorus, Verse, Chorus, Verse, Bridge, Chorus**

Intro Verse

Play 3x Chorus

E^{mi} **G** **C** **G** **C** **G**

||: / / / / | / / / / :|| / / / / |

Chorus Only

Play 2x Bridge

C **G** **D**

||: / / / / | / / / / :||

C **G** **E** **G** **C** **D** **G**

| / / / / | / / / / | / / / / | / / / / |

Iconic Notation

Chorus/Bridge/Easy Comping Pattern

BEAT: 1 2 3 4 5 6 7

G Major Pentatonic Scale

Solo Scale

JAM CARD™ SOLO

Place Jam Card™ #4a for MAJOR PENTATONIC with the note "G" on the root note marker!

Standard Notation

Comping Pattern

Solo Scale