

2024-2025 11th Grade Summer Reading Assignment

11th grade students will be required to read *The Red Badge of Courage* by Stephen Crane.

Formative Assignment:

DUE the first day of class.

LATE WORK: Work will be accepted up until the end of the first week of classes for 50% credit.


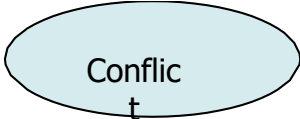



Read the *The Red Badge of Courage* and complete the plot curve worksheets (attached below). Please note that the plot curve worksheets are two pages and not one. Pay special attention to items such as symbolism, irony, etc. For example, just listing situational irony in the box does not show you understand this concept. You should list the type of irony, cite a small piece of textual evidence, and explain why it is situational irony. For symbolism, you should list the symbol and what it represents. If you have any questions, please ask your teacher **PRIOR** to leaving for summer. Both sets of plot curve worksheets will be graded together for one formative grade.

Assessment:

During the first week of school, you will be given an assessment on *The Red Badge of Courage*. This assessment will be in multiple choice format and will consist of comprehension questions about the novel.

Grading:

The plot curves and the assessment during the first week of school will count collectively as one formative assessment. The plot curves will be worth 33% each and the in-school assessment will be worth 34%.

Term:	Definition:	Visual Reminder:
Theme	Central ideas in the novel; the author's meaning for the story	
Exposition	The beginning of the story, including the characters and setting.	
Conflict	The problem that makes the story interesting (man vs. man, man vs. self, man vs. nature, etc.)	
Rising Action	The events that build suspense and increase interest in a story	
Climax	The point of greatest suspense and intensity; usually near the end of the story	
Falling Action	The events that wrap up the story	
Resolution	How the story ends and the problem is solved	

Plot Curve

Novel: _____

Author:

Climax: The turning point in the story – the point of greatest conflict and intensity

Rising Action:

What events, problems, and conflicts build suspense or increase complications in the story?

Four empty rectangular boxes stacked vertically, each with a tabular arrow pointing to the rising action curve.

Climax →

Falling Action:
What events help wrap up the story?

Falling Action →

Rising Action →

Conflict

Protagonist vs. Antagonist
(Main Character) (Character who has conflict with the main character)
vs.

Resolution:
How does the story end? How is the conflict resolved?

Exposition:
Setting:
Situation:
Characters:

Theme: The central ideas through the novel; the author's reason for writing or the meaning of the story. This must be a complete statement that is both universal and timeless. It is NOT a moral.

Tone:

Mood:

Literary Archetypes:

Irony (Verbal, Dramatic, Situational):

Symbolism:

Foreshadowing:

Character Descriptions (Flat, Round, Static, Dynamic):

Character Descriptions Continued

Character Descriptions Continued