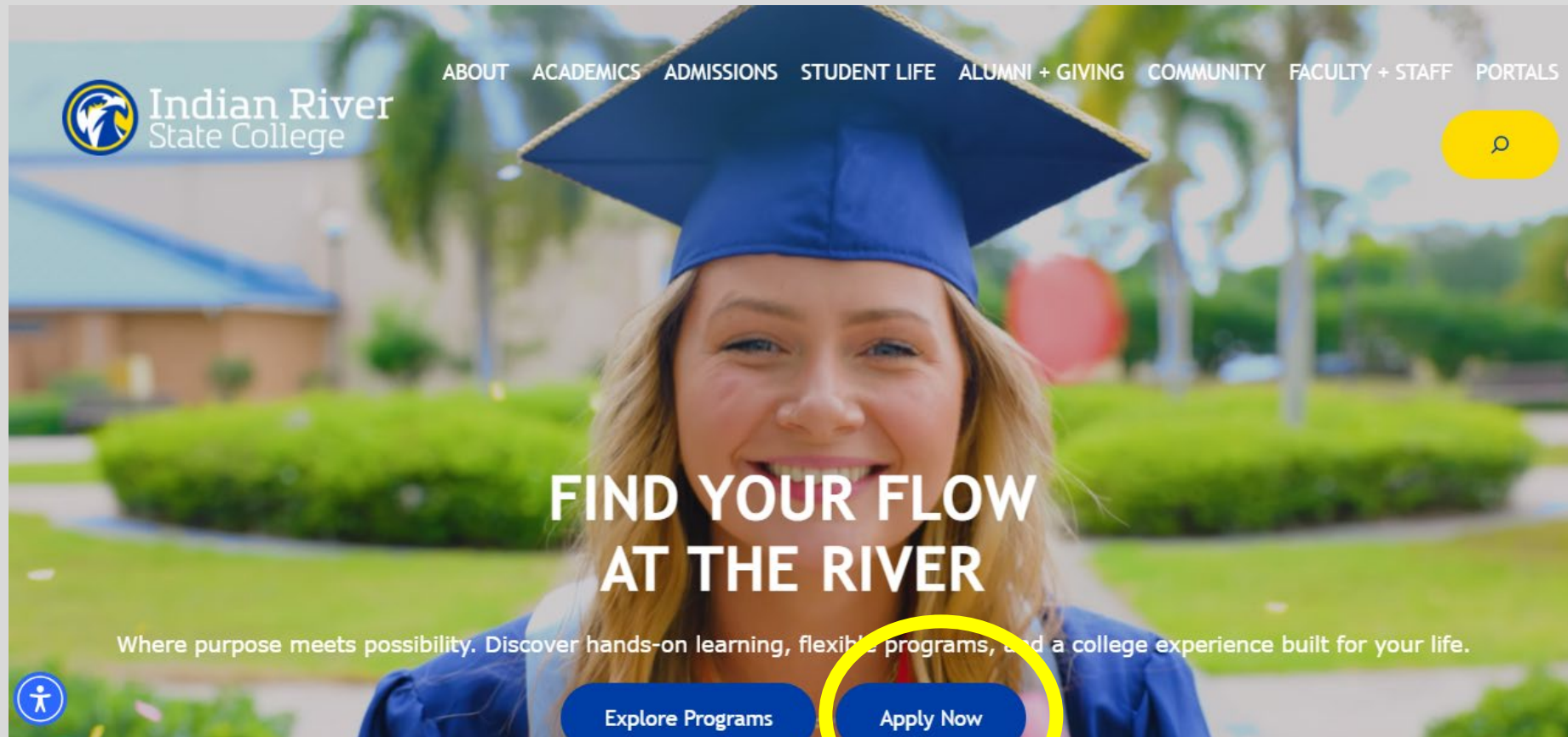


www.irsc.edu




Students will need to go to the IRSC website and click apply now to access the Dual Enrollment Application.

www.irsc.edu

ADMISSIONS HOW TO APPLY

At Indian River State College, we strive to make education accessible and affordable for everyone. That starts with an easy and supportive admissions process.

[Apply Now](#)



We're Here to Support You During the Application Process

Your application process will vary depending on the type of program you have chosen and the type of student you are. This page will help direct you to all the detailed information you need to begin your application with confidence. Keep in mind that you will need to choose the program in which you plan to enroll. Don't worry! If you're undecided, you can change it later. Or, talk to an advisor today to find the best fit for you and your goals.

Even better, 91 percent of our students graduate with no debt. Many—42 percent—receive grants or scholarships that don't need to be paid back.

Our Application Can Be Completed Entirely Online

Before starting your application in our portal, please ensure you have all of the following:

- Your officially spelled legal name
- Your date of birth
- Your social security number
- Your physical address
- Your personal email address (this must be unique to you—don't use a parent's or someone else's email)
- Your personal cell phone number (this must also be unique to you)
- Your payment method for the application fee
- The name and location of your high school and any previously attended colleges or universities
- Transcript from any colleges or universities you previously attended (if any)

Get Details by Program Type

Bachelor's (4-Year) Degree Application Process

Info on how to apply to a B.A. or B.S. program for new students, returning students, international students and visiting students.

[Bachelor's Application](#)

Associate's (2-Year) Degree Application Process

Info on how to apply to an A.A. or A.S. degree program for new students, returning students, international students and visiting students.

[Associate's Application](#)

Career Training and Apprenticeships


Info on how to apply to our technical, vocational and hands-on programs and certificates for new students and returning students.

[Career Training](#)

Dual Enrollment


Info on how to apply to our program for eligible public, charter, private and home education high school students, who can earn credit toward both their high school diploma and an associate degree or career training certificate at the same time.

[Dual Enrollment](#)



Click Dual Enrollment

www.irsc.edu



college footer

Courses for College and High School Credit

Explore the courses you can take as a dual enrollment student. If you enroll in one of these courses and pass at the end of the semester, you will receive both college and high school credit.

If you have questions about how dual enrollment courses will apply to your high school graduation requirements, talk to your guidance counselor.

[Review Courses](#)

Dual enrollment college credit will transfer to any public college or university offering that course with the same prefix and number. However, if you do not attend Indian River State College after high school, we cannot guarantee your earned dual enrollment credits will apply to the equivalent course at another institution.

Course Placements

To determine the English, reading or math courses you should take at The River, we will review your test scores or high school credits. Those will be used to place you in the appropriate course level.

[Learn about placement measures.](#)

Information for Parents

College course materials and class discussions may reflect topics not typically included in high school courses. College courses will not be modified to accommodate variations in student age and/or maturity. As a parent, you can access and review course syllabi online to determine if the content is age appropriate for your student.

Flexible Locations and Times

Dual enrollment courses are available at any of the five Indian River State College campuses and at many high schools in Indian River, Martin, Okeechobee, and St. Lucie county. Learn more about the dual enrollment agreements with public, private and home schools in the [Western Coast area](#).

Additional course sessions, during or after the school day, or during the summer are available. See the [course calendar](#) for more information.

Application Process

To become a dual enrollment student, you will need to apply for admission to Indian River State College, apply for dual enrollment, and complete your dual enrollment form.

[Apply Now](#)

Home/Private School Students

Additional requirements for students attending dual enrollment using the UGVN System:

1. Complete and submit the Dual Enrollment Registration (Form 48) to the nearest IRSC campus. Forms must be signed by the student and the high school designee, and parent or legal guardian (if the student is under 18 years of age).
2. Home education students must also complete the Home School Dual Enrollment Agreement and provide proof of enrollment in a home education program from their local school district, pursuant to Florida Statute 232.02(4). Home School Dual Enrollment Agreement updates are made annually and can be found by [referencing this page](#).
3. All Private school and Home education students must return their textbooks and the accompanying components by the published deadline for each term to the IRSC Bookstore. All books must be returned to the Mainery Campus Bookstore.

Required Textbooks

Required textbooks are provided at no additional cost to public high schools, charter high schools, private schools, and homeschool students.

- Textbooks for public high schools are provided by the School Districts and must be returned at the designated time each semester. Check with your high school guidance counselor for more information.
- Textbooks for home school students and private school students are provided by IRSC and must be returned to the IRSC Bookstore at the end of the semester.

For questions regarding textbooks, please contact your high school or district or the River Bookstore. Please see

Indian River State College



Thank you for choosing Indian River State College.

Admissions Application Instructions:

New users

Create an account to submit your application for admission.

- Use your personal email address (*not an IRSC or High School email*) to create your credentials.
- An email address can only be used by one person. Do not use a shared email address when creating your account.
- You must have access to this email address to verify your application account creation.


1. Click [Sign In](#) in the top-right corner.
2. Click [Create Account](#) in the bottom-left corner of the Sign In box.
3. Enter a valid email address and create a password.*
4. Click [Create Account](#). A verification email will be sent to the e-mail address you provide.
5. Click the link in the verification email to verify your account and sign in. This link is only active for 24 hours. After 24 hours, click *Forgot Password* to regenerate the verification email.
6. Once your account is created, document your email and password for future use.

* If you do not have a valid e-mail address, create one for free at [Google](#), [Outlook](#), or [Yahoo](#).

Returning users

To complete an application in-progress, check your application status, or upload required documents:

1. Sign in with the email address and password used when you created your account.
(If you forgot your password, click the *Forgot Password* option in the bottom-right corner of the Sign In box.)
2. Click the appropriate application level for the application you want to review.
3. Click the application link in the *Your Applications* section.





Welcome,

Indian River State College (IRSC) offers more than 100 programs leading to Bachelor Degrees, Associate Degrees, Technical Certificates, and Applied Technology Diplomas, as well as Career Training programs. Click here to explore IRSC [programs](#).

Before applying to a Selective Admission program, make sure you meet all eligibility requirements. For Health Science programs, refer to the [Program Application Booklet](#).

Prior to submission, there may be a non-refundable/non-transferable application fee.

Application Levels:

- **Associate** - for degree and non-degree seeking students, and students seeking a college-credit Technical Certificate or Advanced Technical Certificate, and **Dual Enrollment** students
- **Bachelor** - for Baccalaureate-level degree and non-degree seeking students, and students seeking a CPP or EPI certificate
- **Career Training** - for students seeking a Career Training (Vocational) Certificate
- **Non-Credit** - for those wanting to enroll in GED or ESL programs

Admissions

[Associate Level Application](#)

[Bachelor Level Application](#)

[Career Training Level Application](#)

[Non-Credit Level Application: \(GED or ESL\)](#)



After you create your account, verify the account, and sign into your account you will click Associate Level Application to start your application.

Click start new application.



Indian River State College

Home > Admissions: Associate Level Application

Welcome,

Click the **Start My New Application** button below to begin a new application.
OR
Click the application listed in the Your Applications section to complete an Application: Not Submitted or take action on an application already submitted.

Prior to submission, there will be a non-refundable, non-transferable application fee.

Your Applications

[Start My New Application](#)

Become a Pioneer Today!

MyPioneerPortal & RiverMail

MyPioneerPortal allows you to manage and conveniently access all IRSC applications through a single, secure home page. These applications include your Workday student account, official RiverMail student email account, Blackboard learning management system account, and more.

- **New to IRSC?** Within three (3) business days after your application has been submitted, you will receive an email with details on accessing [MyPioneerPortal](#). Check your JUNK and SPAM folders if this email is not received.
- **Current or returning IRSC student?** Log into [MyPioneerPortal](#). If you cannot remember your RiverMail address, contact the Student Communications Center toll-free at 866-792-4772.

Before starting your application, please ensure you have all the following:

- your officially spelled legal name,
- your date of birth,
- your email address,
- your physical address,
- your personal email address (this must be unique to you—don't use a parent's or someone else's email)
- your personal cell phone number (this must also be unique to you)
- your payment method for the application fee

Complete New Student Onboarding Tasks

Log Into Workday to access your Inbox to complete Onboarding

After you have completed your application, you will receive an email that includes your IRSC Student Number with instructions to upload the IRSC Program Agreement (508).

Once you have uploaded the 508, you should receive another email to activate your Pioneer Portal. Your application is not completed for Ms. Brooks to see and move forward if you do not get the Pioneer Portal activation email.

Your Pioneer Portal login is your gateway to everything at IRSC.

Associate Application for DE

Select Associate for Academic Level, Dual Enrollment for Applicant Type, Dual Enrollment for Program of Study, then select your Program Focus, it's ok if you are not 100% sure about your Program Focus, you will be able to change it once you get started in dual enrollment. You will select Spring 2025 if you want to start SLS 1101 in January upon return from Winter Break or 2025 Summer B if you would like to start during the summer or 2026 Fall if you are starting at the beginning of next school year.

You must have one class in your school day schedule that you can drop to make room for SLS 1101 in your school day schedule.

If you do not have room to drop a class in the Spring (January), you can apply for 2025 summer B or 2026 Fall (next school year).

Please be advised, we do not provide school laptops for summer dual enrollment courses.



Applicant Profile

Carefully review each appropriate option prior to selection.

Academic Level *

× Associate

Applicant Type *

× Dual Enrollment

Program of Study (If program is not listed, applications are not being accepted at this time.) *

× Dual Enrollment

Program Focus *

× Dual Enrollment - Biology
General Track

Anticipated Start *

Fall 2025

Campus Preference for Services (Your preference will not impact your choice of location for co

Port St Lucie High School

OK Cancel

Your choice, you can change your major once you get started in SLS 1101 and get an assigned IRSC advisor.



Application Overview

Complete the sections below in any order, once you have completed the Student Demographics section. When you are finished, click Submit Application.

Student Demographics

Edit

Contact Information

Edit

Previous Education

Edit

Additional Applicant Information

Edit

Application Details

Edit

Review Application

- There are 5 sections in the application.
- Please make sure you spell your name correctly and provide the correct information.
- You must complete every section.

After you submit your application, this screen will appear.

This is where you will have to log back into the application to upload the Dual Enrollment Program Agreement (508) after you get the email that contains your IRSC student number.

You will need the IRSC student number to complete the form, and the student number to sign up to take the PERT.

If you do not get the email within 2-3 business days, you need to contact IRSC.

[Home](#) > [Admissions: Associate Level Application](#)

Welcome Brooks, Lucky,

Click the **Start My New Application** button below to begin a new application.
OR
Click the **application** listed in the *Your Applications* section to complete an Application: Not Submitted or take action on an application already submitted.

Prior to submission, there will be a non-refundable, non-transferable application fee.

Your Applications

[Dual Enrollment - DE: Biology General Track - Associate - IRSC - Indian River State College - 2025 Fall](#)
Applied on: Tuesday, July 8, 2025 | 1 Actions Required

[Start My New Application](#)

Become a Pioneer Today!

MyPioneerPortal & RiverMail

MyPioneerPortal allows you to manage and conveniently access all IRSC applications through a single, secure home page. These applications include your Workday student account, official RiverMail student email account, Blackboard learning management system account, and more.

- **New to IRSC?** Within three (3) business days after your application has been submitted, you will receive an email with details on accessing [MyPioneerPortal](#). Check your JUNK and SPAM folders if this email is not received.
- **Current or returning IRSC student?** Log into [MyPioneerPortal](#). If you cannot remember your RiverMail address, contact the Student Communications Center toll-free at 866-792-4772.

Click your blue application link after
You get the welcome email from IRSC that
contains your IRSC Student ID.

Email

From workdaysis@irsc.edu
From Display Name IRSC Admissions
Reply To enrollmentmangement@irsc.edu
Subject IRSC Application Confirmation
Body **Your Dual Enrollment Application has been received.**

Hello **First Name** **Last Name** ,

Your Student ID# is: **Student ID**

Thank you for selecting Indian River State College, nationally recognized for quality, affordability and convenience! IRSC is a recipient of the Aspen Prize for Community College Excellence, our nation's signature recognition of high achievement and performance among America's community colleges.

To review your application status, return to the [IRSC Admissions Application](#) site and sign into your account using the Sign In Button at the top right corner of the page with the credentials you created when you submitted your application. Once you're signed in, select Associate Application (Degree, Certificate, Dual Enrollment, Diploma, Non Degree) under Admissions on the right. You'll see your submitted application under Your Applications – click on it to see actions required.

Below are a few steps you may complete to get you started.

- Upload the completed Dual Enrollment Program Application ([IRSC-508](#)).
- Submit enhanced ACT®, P.E.R.T., SATI-Re-centered, or CPT scores if you will be registering for courses in which placement scores are a prerequisite (Placement Testing is suspended through the Fall 2020 Semester).
- Register for Dual Enrollment Orientation (ORI0010). The class will be available in Blackboard within 24 hours after [registering for Dual Enrollment orientation](#).
- Home School students only, also complete the [Home School Articulation Agreement](#) and Verification of Home Education Program from your school district.

Please note that you will not have access to MyPioneerPortal, your access point to Workday, Blackboard and more, until you have been admitted to the program. Check your application status frequently on the [IRSC Admissions Application](#) site. Once admitted, you will receive another email with details on how to access MyPioneerPortal.

If you have any questions, we encourage you to visit an Enrollment Center at any campus, email info@irsc.edu or call toll-free 866-792-4772.

Student will then receive a confirmation email in their personal email account (the one used to create an External Student Site).

Students need to read and follow the instructions in the email to sign into their application and complete the additional steps (Action Items) necessary for the application to be successfully submitted for review.

The email can take up to 3 days to arrive. Check your personal email daily.

You need the Student ID # to complete the dual enrollment program agreement and register to take the PERT exam.

Welcome Brooks, Lucky,

Click the **Start My New Application** button below to begin a new application.

OR

Click the **application** listed in the *Your Applications* section to complete an Application: Not Submitted or take action on an application already submitted.

Prior to submission, there will be a non-refundable, non-transferable application fee.

Your Applications

Dual Enrollment - DE: Biology General Track - Associate - IRSC - Indian River State College - 2025 Fall
Applied on: Tuesday, July 8, 2025 | 1 Action Required

Start My New Application



Click your application link.

Become a Pioneer Today!

MyPioneerPortal & RiverMail

MyPioneerPortal allows you to manage and conveniently access all IRSC applications through a single, secure home page. These applications include your Workday student account, official RiverMail student email account, Blackboard learning management system account, and more.

- **New to IRSC?** Within three (3) business days after your application has been submitted, you will receive an email with details on accessing [MyPioneerPortal](#). Check your JUNK and SPAM folders if this email is not received.
- **Current or returning IRSC student?** Log into [MyPioneerPortal](#). If you cannot remember your RiverMail address, contact the Student Communications Center toll-free at 866-792-4772.



Application For: Associate - IRSC - Indian River State College - 2025 Fall

Important Dates

Application Due:
Wednesday, December 31, 2025

Application Details

Applied To

Academic Level
Associate

Academic Unit
IRSC - Indian River State College

Program of Study
Dual Enrollment

Academic Period
2025 Fall

Program Focus
DE: Biology General Track

Campus
Port St Lucie High School

Application Requirements

Incomplete

Dual Enrollment Program Agreement

Requested | Upload the Dual Enrollment Program Agreement (Form 508), signed by you (student), an appropriate high school official, and parent/guardian.



This screen will appear, then click the blue Dual Enrollment Program Agreement link.

This is where you upload the 508 to
Complete your application.

Click the blue Dual Enrollment Program
Agreement (508) link.

Application Requirement

Dual Enrollment Program Agreement

Description
Upload the [Dual Enrollment Program Agreement \(Form 508\)](#), signed by you (student), an appropriate high school official, and parent/guardian.

Status
Requested

Document

Drop files here

or


Select files

Cancel OK

Fill in all the sections of the Dual Enrollment Program Agreement.

Save as your name DE Program Agreement.

Upload or drag and drop your saved Dual Enrollment Program Agreement .



Dual Enrollment Program Agreement

IRSC Student ID Number

*First Name (Print legal name in full)	Middle	*Last Name	Suffix (Jr, II)	
*Mailing Address: Street Address or PO Box	*City	*State	*Zip Code	County
Home Phone #	*Student Cell Phone #		*Date of Birth: MM/DD/YYYY	
*Name of Current High School	*City	*County	*Anticipated Graduation *Month: *Year:	

Eligibility Requirements:

- Students must have a minimum unweighted GPA of 3.0 to enroll in any college credit course and 2.0 for vocational clock hour courses. Students enrolled in a Special Program may participate with alternate standards. (See Special Programs in the dual enrollment articulation agreement with your school or school district)
- Students must demonstrate college readiness by achieving or exceeding minimum scores on Common Placement Tests, Alternative Placement Tests, or by approved High School Coursework as provided under SBE Rule 6A-30.0315.
- Student must complete this Program Agreement (Form 508), signed by the student, parent/guardian and/or high school counselor
- Home School students must provide proof of enrollment in a Home education from student's local school district.
- Personalized Education Program students must provide proof of enrollment in a PEP program from Step Up.
- Student must meet any other eligibility requirements listed in their high schools articulation agreement with the College.

STUDENT AND PARENT AGREEMENT

We, the student and parent or legal guardian, agree for the above named to enroll in the Dual Enrollment program offered in coordination with the school district and Indian River State College. We understand the course selection for enrollment will be authorized each term by the high school counselor for courses that are creditable toward the high school diploma. We understand that any course that ends after the date of the student's high school graduation is not eligible for Dual Enrollment. We agree to abide by the guidelines of the Dual Enrollment program, as well as the College policies and procedures, while enrolled in IRSC. We will cooperate with both the high school and the College in fulfilling responsibilities. We understand that any courses registered for, or grades received, become a permanent part of the student's college record. At the end of each semester, we authorize IRSC to forward grades to the high school. Because these credits apply towards high school graduation, we understand it is the student's responsibility to receive approval from the high school counselor for permission to drop or withdraw from a Dual Enrollment course.

Student Accessibility Services - IRSC asks for voluntary self-identification of students with a documented disability. High School accommodations do not automatically transfer into college. Student must apply and submit documentation for accommodations for Dual Enrollment courses. Speak to your Advisor for application and more information.

By signing below, the student applying to enter a Dual Enrollment program, has read, understood, and consents to the agreement above. I authorize IRSC to discuss my college record with my high school counselor and the parent or legal guardian listed below. We certify that all the information submitted in the agreement is true to the best of our knowledge. We understand that any misrepresentation of facts may result in the immediate cancellation of the student agreement or registration. Students who change school locations must notify the College immediately and submit a new form.

*Student's Signature

Print Name

Date

*Parent's or Legal Guardian's Signature

Print Name

Date

(Optional) Additional Parent's or Legal Guardian's Signature

Print Name

Date

*Asterisks are required fields for this form to be considered complete.

Application Requirement

Dual Enrollment Program Agreement

Description
Upload the [Dual Enrollment Program Agreement \(Form 508\)](#), signed by you (student), an appropriate high school official, and parent/guardian.

Status

Requested

Document

Drop files here

or

Select files

Cancel

OK

Upload the Dual Enrollment Program Agreement (Form 508), signed by you (student), an appropriate high school official, and

In St

> Admission

cation F

cation De

d To

nic Level

ate

n of Study

rollment

n Focus

ogy Genera

cation Re

plete

Enrollment Program Agreement

Upload the Dual Enrollment Program Agreement (Form 508), signed by you (student), an appropriate high school official, and



Application Requirement

Dual Enrollment Program Agreement

Description
Upload the [Dual Enrollment Program Agreement \(Form 508\)](#), signed by you (student), an appropriate high school official, and parent/guardian.

Status
Requested

Document

 Lucky Brooks.pdf 

✓ Successfully Uploaded!

Upload

Cancel OK

Click ok after you have uploaded your Dual Enrollment Program Agreement.



[Home](#) > [Admissions: Associate Level Application](#) > [Dual Enrollment - 2025 Fall](#)

Application For: Associate - IRSC - Indian River State College - 2025 Fall

Important Dates

Application Details

Applied To

Academic Level
Associate

Program of Study
Dual Enrollment

Program Focus
DE: Biology General Track

Academic Period
2025 Fall

Campus
Port St Lucie High School

Application Requirements

Completed

 [Dual Enrollment Program Agreement](#)

Completed On 07/08/2025, 1:51 PM PDT | Upload the Dual Enrollment Program Agreement (Form 508), signed by you (student), an appropriate high school official, and parent/guardian.



Thank You!




Application Due:
Wednesday, December 31, 2025



You must log back in to your IRSC application

Account to upload the 508 with your IRSC Student number. Your application will not be reviewed until you upload the 508 to your online dual enrollment application.

You do not need my signature for this form!

You and your parent/guardian must sign this form, include your IRSC Student number then upload it.





Welcome Testing, Production,

The Associate application is for Associate-level degree and non-degree seeking students, and students seeking a short-term Technical (college credit) Certificate or Advanced Technical Certificate.

View the following interactive lessons for help with the application process:

- [Application Process Overview](#)
- [Paying Application Fees](#)

Click the Apply Now button below to start a NEW application.

To complete an application already in progress or to take actions on an application already submitted, click on your application listed below the Apply Now button.

Your Applications

[Apply Now](#)

Dual Enrollment - Associate - IRSC - Indian River State College - 2021 Spring
Applied on: Sunday, October 4, 2020

Become a Pioneer Today!

IRSC is recipient of the 2019 Aspen Prize for Community College Excellence, nation's signature recognition of high achievement and performance among America's community colleges.

- 91% of students graduate without debt
- 96% of students are employed or continue their education following graduation
- Tuition is 40% lower than a Florida public university

A.A. Graduates are Transfer-Ready

- 100% guaranteed admission to a Florida Public Institution

Sign up to take the PERT ASAP. You will receive your IRSC student ID via the email you used on your IRSC application. ***Your IRSC ID is located on the confirmation that was sent to you from IRSC.***

[PERT Pruitt Campus Sign Up Link](#)

[PERT Ft. Pierce Campus Sign Up Link](#)

[View FAQ for all other questions regarding PERT scheduling options](#)

Dual enrollment applicants will sit for all 3 sections of the PERT for free on the 1st PERT test administration.

Students must score at least a PERT Reading Score of 106 to take SLS 1101, the required 1st class of dual enrollment.

	PERT
READING	106
WRITING	103
MATH	114

Remember, you must upload the 508 to your IRSC application to be submitted for review. Your school counselor will not be able to approve you for dual enrollment until all of the application steps have been completed.



Welcome to MyPioneerPortal!

Hello IRSC,

Thank you for selecting Indian River State College, nationally recognized for quality, affordability and convenience!

A MyPioneerPortal account has been created for you. This account will be used to manage all of your applications at IRSC through a single, secure location. These applications include Workday, RiverMail, BlackBoard, and the Microsoft Office Suite. Watch this short interactive lesson to learn more: <https://cnt.irsc.edu/workday/mypioneerportalupdate/>

Your RiverMail email address and MyPioneerPortal user name is: Test20@mail.irsc.edu

Please click the following link to activate your MyPioneerPortal account:

Activate RiverMail Account

This link expires in 7 days.

Important information on communications from the college:

IRSC will use RiverMail and Workday as the official means of electronic communication with students. Therefore, it is very important that you activate your accounts and check them often. (By activating your student RiverMail account, you agree to abide by the [Indian River State College Student Standards of Conduct and District Board of Trustees Policy 6Hx11-9.12](#).)

If you experience difficulties with activating your account or have questions, please see the instructions at: <https://www.irsc.edu/admissions/rivermail.html> or email RiverMailHelp@irsc.edu.

This is an automatically generated message from IRSC. Replies are not monitored or answered.

Upon admittance, a student record is created in Workday; the student receives communication within 48 hours (see next slide for an example of email) on next steps to the student's personal email (from OKTA that includes Rivermail email activation link) and the High School Counselor Verification Survey will be triggered - automatically adding a full registration hold.

- Students **must** activate their Rivermail (IRSC email) and then activate their Pioneer Portal (student account) in order to be able to register for classes.
- The link will expire in 7 days so make sure you check your personal email daily.
- You will need to contact IRSC directly if you have any issues with the IRSC application

- The high school counselor will complete the survey and indicate if the student has the required 3.0 GPA and qualifying PERT scores. Must take all 3 sections of the PERT. A 106 in reading is required for SLS 1101, required 1st class for dual enrollment. Students that pass AICE English Language AS or AICE Literature AS can use the end of the year grade to substitute for the PERT reading and writing to take SLS 1101 this Fall on the PSLHS Campus.
- TEAMS message Ms. Brooks once you have completed the dual enrollment application process, including taking the PERT and attaining at least a 106 on the reading section and you are able to login to Pioneer Portal. Ms. Brooks will meet with you, remove the registration hold and assist you with your Skyward schedule to incorporate SLS 1101.
- Current 10th and 11th graders can also use their PSAT scores in lieu of the PERT if the reading/writing score was a 490 or higher. Teams message Ms. Brooks if this applies to you.
- Current 10th and 11th graders can also use AICE English Language or AICE Lit with both semester grades of B or higher in lieu of the PERT. Teams message Ms. Brooks if this applies to you.
- You will then be able to register for SLS 1101 on the Port St. Lucie High school campus for the Fall 2025 that will be built into your 7-period school day schedule as one of your 7 classes. You must have an elective class on your schedule to drop so there is room for SLS 1101. Students are allowed a total of 7 classes including dual enrollment courses.
- We have 30 seats remaining in SLS 1101 on our campus available on a first come, first served basis. **Deadline is July 31st.**

- Fall 2025 is highly recommended as it is your 1st college class and will be part of your permanent college and high school transcript and grade point average.
- Students must maintain their 3.0 GPA and continue to stay on track for high school graduation with their cohort requirements to stay eligible for dual enrollment each year.
- Students will meet with Ms. Brooks and their IRSC Academic Advisor to determine additional dual enrollment courses during their 1st semester of dual enrollment. The student must have a 60-credit academic plan that incorporates high school graduation requirements to register for additional dual enrollment courses.
- **Additional IRSC DE classes will be off campus. Students are required to provide their own transportation.** During the Fall and Spring Semesters you can only be enrolled in 7 classes. Therefore, for every course you add at IRSC, you will need to drop one at Port St. Lucie High (1st blocks or last block). That means you will need transportation; you cannot be on campus if you do not have an assigned Port St. Lucie High School class. Students taking an off-campus DE course, including online (not recommended) will have to complete the abbreviated school schedule form. Off campus classes can't conflict with the PSLHS school day schedule.