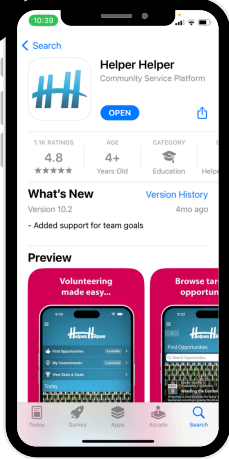


# APP TUTORIAL

## Downloading the Helper Helper App

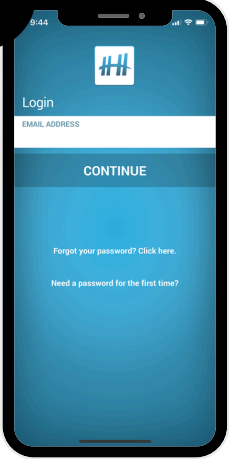
1



**DOWNLOAD**

Search for Helper Helper at the app store or google play.

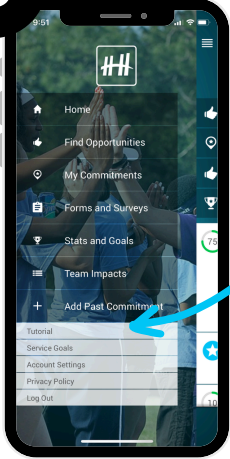
2



**LOGIN**

Use your school email to login to Helper Helper you'll be redirected through single sign on

3



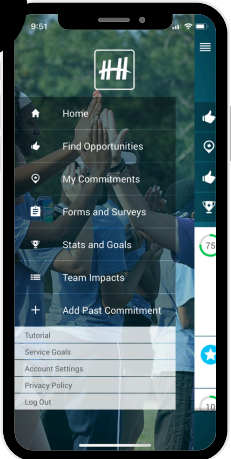
**VIEW TUTORIAL**

Get started by viewing the quick tutorial

\*\*If you do not have a smartphone access Helper Helper at [app.helperhelper.com](http://app.helperhelper.com)

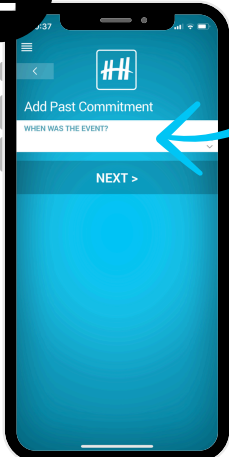
## Adding a Past Commitment

1



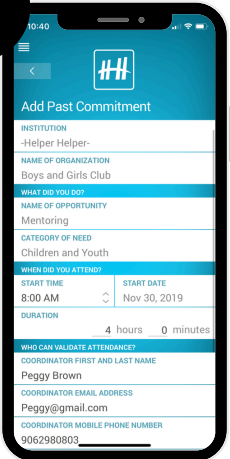
Click on 'Add Past Commitment'

2



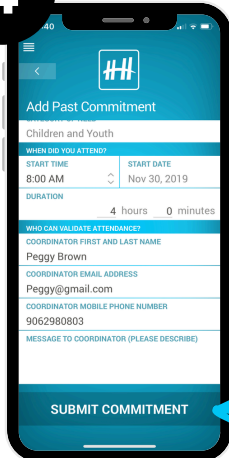
Select the date in which you volunteered

3



Follow the prompts to fill in the fields. You will need to know the organization name, commitment title, the date and time and the coordinator you worked with.

4



Click submit

Past opportunities can be added for more than 24 hours.

