

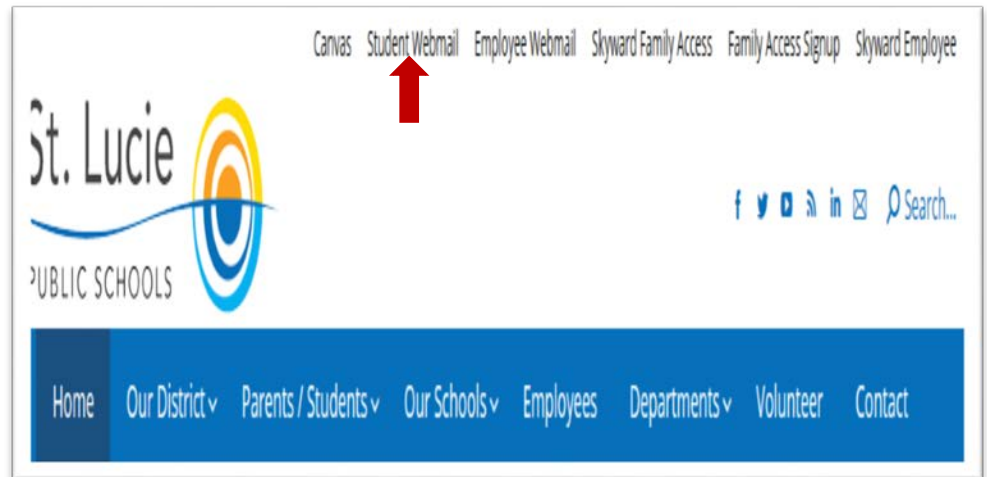
Access Student Skyward Webmail from a web browser:

Step 1:

Go to www.stlucieschools.org


Step 2:

Click on Student Webmail at the very top of the page:

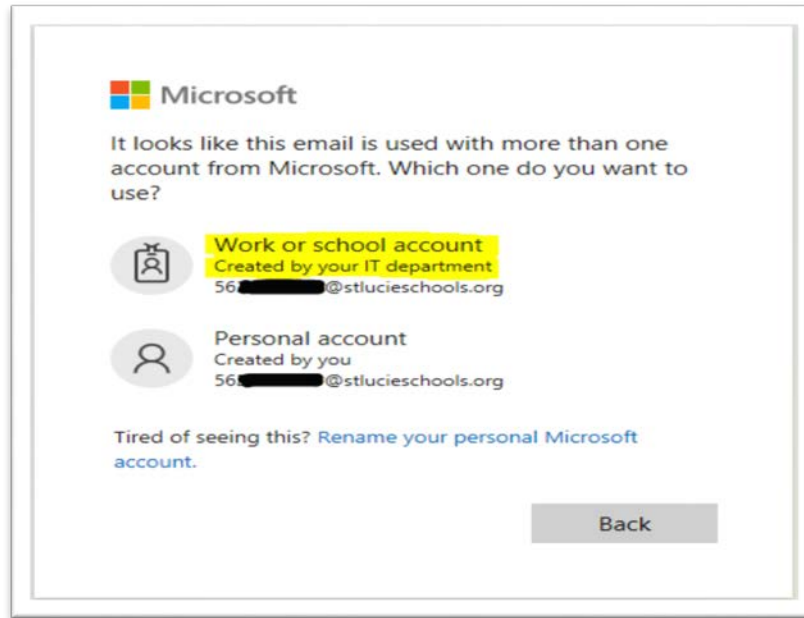


Step 3:

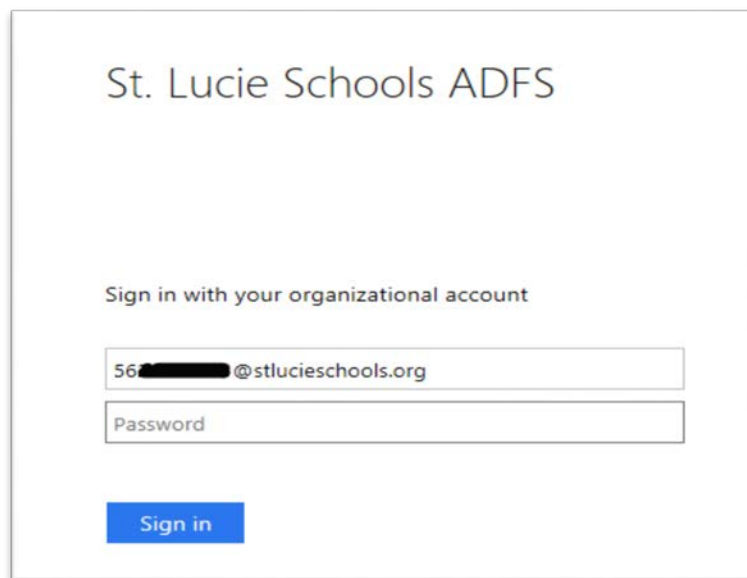
Sign in using 56#@stlucieschools.org as username and click next:




Step 4:
Click on Work or School Account:



Step 5:
Sign in again using 56#@stlucieschools.org and Lunch number as password (if lunch number does not work, use 56# as password).



Step 6:
Once logged in click on the 'waffle' at the top left, then click on Outlook:



Access Student Skyward Webmail from Skyward App (must be downloaded from app store):

Step 1:
Login to your Skyward App using 56# and Lunch# or self-created passcode

Step 2:
Click on 3 lined tab at the top right corner:



Step 3:
Click on Message Center:

