

# Welcome to Curriculum Night!

3<sup>rd</sup> grade

Windmill Point Wildcats!





# Who Are We?

Ms. Kincaid

Mrs. Young

Mrs. Lockhart


Ms. Kohler

Mrs. Grives

Mrs. Ward

Mrs. Black

Ms. Vogel



# FSA- Florida Standards Assessment

3<sup>rd</sup> grade is the first year your child will experience the “high stakes test”, the FSA. Students will be tested on Reading-ELA and Math-MAFS this year. This is our FOCUS. Question types for this test are:

- Multiple Choice
- Multi Select
- Part A and Part B
- Equation Response

<http://fsassessments.org/>







Click on Sign to add text and place signature on a PDF File.

## Grades 3-5 ELA: Reading, Language, and Listening Training Test Answer Key Florida Standards Assessments

### Question #1

#### Grade 3

1



With which two sentences would the author agree?

- ☒ Learning is exciting no matter how you do it.
- ☐ All students should go to school on the Internet.
- ☐ Thousands of students in the same class are too many.
- ☒ Online classrooms are a good alternative to regular ones.
- ☐ Students in the same class should live close to each other.

Option A: ***This answer is correct.*** The author says, "Learning new things is an exciting part of life."

Option B: ***This answer is incorrect.*** The author lists examples of students who benefit from online

Question #2  
Grade 3

2



What is the relationship between paragraphs 2 and 3 in the passage?

- ☒ comparison
- ☐ introduction
- ☐ cause and effect
- ☐ question and answer

Option A: ***This answer is correct.*** The author compares learning in the past and present in paragraphs 2 and 3.

Option B: *This answer is incorrect. These paragraphs come early in the passage, but the author does not use them to introduce the topic.*

6

## Multi-Select



Select all the expressions that have the same value as  $30 \div 10$ .

- ☐  $1 \times 3$
- ☐  $10 \div 30$
- ☒  $30 \times 10$
- ☐  $30 \div 10 \div 1$
- ☐  $30 \div (2 \div 5)$
- ☐  $(30 \div 2) \div 5$

# Reading- ELA

## A quick look at our textbook .....

### Independent Practice

**3** This question has two parts. First, answer Part A. Then answer Part B.

#### Part A

What is the meaning of the word *sensitive* in paragraph 4?

- A unfeeling
- B understanding
- C fearful
- D amazed

#### Part B

Underline the sentence in paragraph 4 that supports your answer in Part A.

Through interactive games, the horses help the kids learn about trust, keeping themselves safe, and being sensitive to a horse's feelings and body language. If kids are loud and too full of energy, the horse may not want to come over to them.

**4** Read these sentences from paragraph 6 of the passage.

For a kid who has a hard time talking, Erin has her use words to command the horse. One boy uttered his first sentence, "Walk on, Woody," while riding a horse!

What does the word *uttered* mean as used in this passage?

- A spoke
- B wrote
- C understood
- D heard





# Reading- ELA

## **A quick look at our standards .....**

- Author's Purpose
- Main Idea and details
- Sequence of Events
- Cause and Effect
- Compare and Contrast
- Story Elements
- Fluency
- Character Analysis/Point of View
- Context Clues
- Comprehension
- Explicit Information
- Inferences
- Text Features
- Theme





# Reading- ELA

In 3<sup>rd</sup> grade, our curriculum is based on a mix of Informational and Literature texts.


- Each ELA Florida Standard is explicitly taught for 2 weeks.
- Students work
  - Whole Group
  - Small Group





# Reading - ELA

Online I-Ready  
program



## What Do GOOD Readers Do?

1. Read the Title and captions. Look at all pictures and photographs.

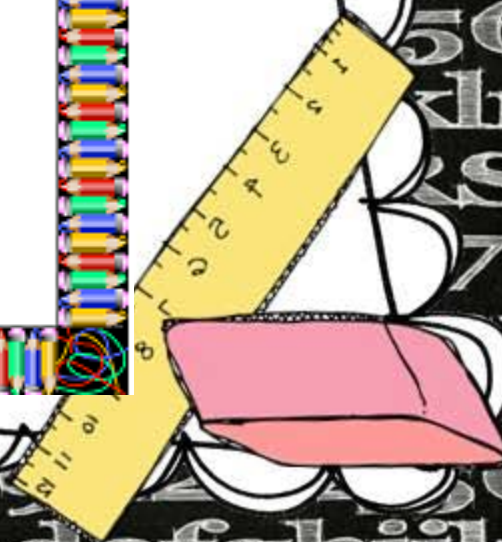
2. Read the Questions and Underline Key Words. (Set a Purpose for reading)

3. Read the entire passage and \* any important information.

4. Reread questions and PROVE your answer by going back in the text.

5. Reread and check your answers.

6. Have an "I CAN DO IT ATTITUDE!"






# Reading- ELA

How YOU can help your child at home....

- Read NIGHTLY for at least 20 minutes! This will increase FLUENCY which is crucial for successful readers!
- **Fluency : 140 minutes by the end of 3<sup>rd</sup> grade**
- Have your child read their SIGHT WORDS to you. Time them to increase speed. Sight words are in their planners.
- Review your child's homework with them. Homework is specifically targeting fluency and comprehension this quarter.
- Online Reading site: [www.iready.com](http://www.iready.com)





# MATH- MAFS

## A quick look at our standards .....

- Adding and Subtracting Whole Numbers
- Multiplication and Division
- Place Value
- Geometry
- Measurement
- Analyzing and Graphing Data
- Telling Time/Elapsed Time
- Fractions
- Area and Perimeter
- Word Problems/1 and 2 step

# Math- MAFS

**CPT** stands for Concrete, Pictorial, and Tactile.







# Math - MAFS



$+$   $\div$   $1$   $-$   $=$   $\times$   $9$   
 $\times$  CUDDLE  $\div$   
 $=$   $5$   
 $4$   $\times$   $+$   $\div$   $3$   
 $6$   $\div$   $8$   $=$   $2$

**C** - CIRCLE the important information (numbers and key words)  
**U** - UNDERLINE the **QUESTION?** (What's the problem asking you to do?)  
**D** - DRAW a picture (equation, circles, etc...)  
**D** - DO the work  (solve the problem using your picture).  
**L** - LOOK back, does it make sense? (✓ check your work)  
**E** - EXPLAIN  (explain how you got the answer)

SparkleBox © Copyright 2008, SparkleBox Teacher Resources (www.sparklebox.co.uk)







# MATH-MAFS

How YOU can help your child at home....

- Memorize math facts 0-12. While it is important for students to understand what multiplication actually IS, the FSA is TIMED. They will not have enough time to draw out every single multiplication/division problem.
- Use REAL WORLD opportunities to talk to your child about Math. Some ideas: read a analog clock to tell time, have students add up the grocery list, play “teacher” and have them teach you what they learned that week in Math.
- Online Math resource: [www.iready.com](http://www.iready.com)



# Science

**A quick look at our Units of Study....**

- Scientific Method/Tools
- Earth Science
- Space Science
- Life Science
- Nature of Science
- Physical Science

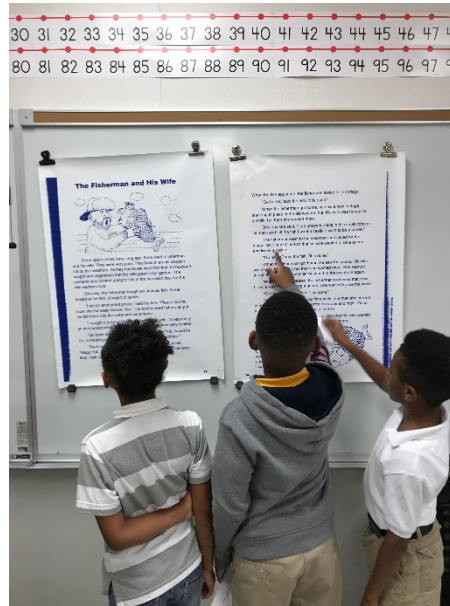




# Social Studies

A quick look at our units of study....

- American History
- Civics and Government
- Economics
- Geography





# THANK YOU!!!

We appreciate you all being here! Please remember to call or email your child's teacher whenever you have any questions or concerns. We are here to help your child be THE most successful student they can be! Teachers and parents are a TEAM, and communication is very important.

Please remember to check your child's grades on skyward as well!

We have enjoyed getting to know each and every one of your precious children.

